

Erledigt

Installation auf m2.ssd scheitert

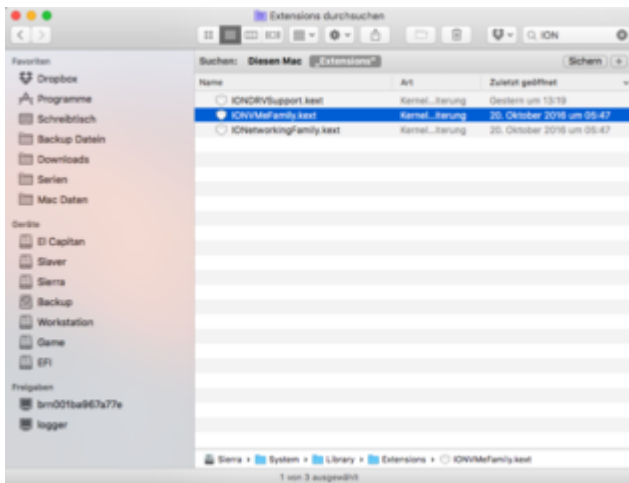
Beitrag von „rubenszy“ vom 2. November 2016, 11:04

dafür gibt es den patch

```
bob -- bash -- 122x43
Last login: Wed Nov 2 11:00:21 on tty000
bob@Mac:~$ bob /Users/bob/Desktop/NVMeP -h
NVMeP v2.4 by Ricky1976,
program to patch IOVMFamily.kext.
Patches Author: Pike R.Alpha,
Contributors: Mark von Ork and RehabMan

Usage:
cd /to/a/folder
NVMeP -i "add internal icon fix".
NVMeP -a "leave Apple Class code" (default is 0100200 as per specification).
NVMeP -s [num] "try a specific patch":
  0 For Sierra 10.12.1 and later
  1 For Sierra DP4 and later
  2 For Sierra DP1/3
  3 For El Capitan 10.11.6 (15G31)
  4 For El Capitan 10.11.6 (Beta 4)
  5 For El Capitan 10.11.5 (15P34)/10.11.6 (15G3004)
e.g. NVMeP -s 0
NVMeP -k "/path/to/IOVMFamily.kext (/S/L/E/IOVMFamily.kext by default)".
NVMeP -h "show this message".

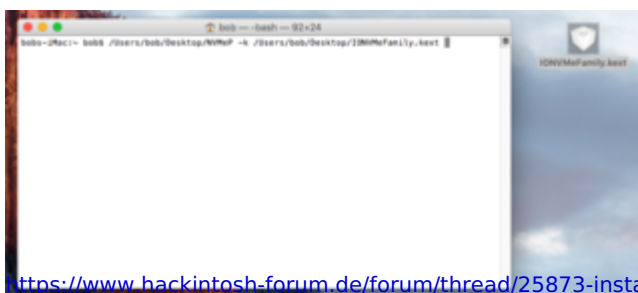
Easy ways w/o -s option:
NVMeP
NVMeP -k /User/Peter/Desktop/IOVMFamily.kext
..will find a compatible patch (if any).
bob@Mac:~$ bob
```

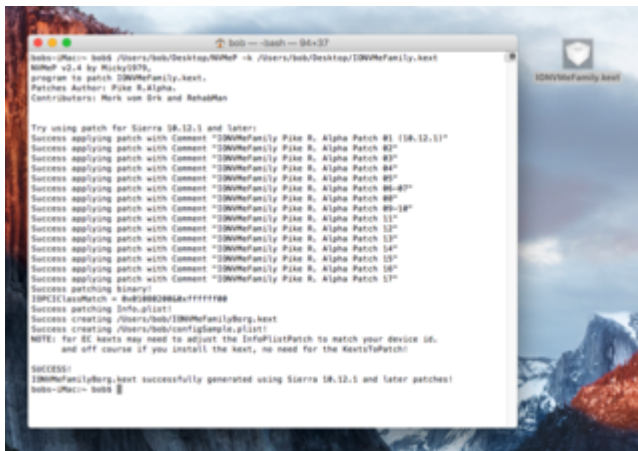


```
bob -- bash -- 100x38
Last login: Wed Nov 2 11:18:23 on tty000
bob@Mac:~$ bob /Users/bob/Desktop/NVMeP -h
NVMeP v2.4 by Ricky1976,
program to patch IOVMFamily.kext.
Patches Author: Pike R.Alpha,
Contributors: Mark von Ork and RehabMan

Usage:
cd /to/a/folder
NVMeP -i "add internal icon fix".
NVMeP -a "leave Apple Class code" (default is 0100200 as per specification).
NVMeP -s [num] "try a specific patch":
  0 For Sierra 10.12.1 and later
  1 For Sierra DP4 and later
  2 For Sierra DP1/3
  3 For El Capitan 10.11.6 (15G31)
  4 For El Capitan 10.11.6 (Beta 4)
  5 For El Capitan 10.11.5 (15P34)/10.11.6 (15G3004)
e.g. NVMeP -s 0
NVMeP -k "/path/to/IOVMFamily.kext (/S/L/E/IOVMFamily.kext by default)".
NVMeP -h "show this message".

Easy ways w/o -s option:
NVMeP
NVMeP -k /User/Peter/Desktop/IOVMFamily.kext
..will find a compatible patch (if any).
bob@Mac:~$ bob
```





So und den gepatchten next kannst über OZ oder Clover laden.