

Umsetzung prüfen

Ozmosis mit macOS Catalina 10.15 - OZ167X-XMAX (extended)

Beitrag von „nokiachangzhi“ vom 9. März 2020, 13:45

Hello, I'm from China. First of all, thank you for your hard work in Ozmosis.

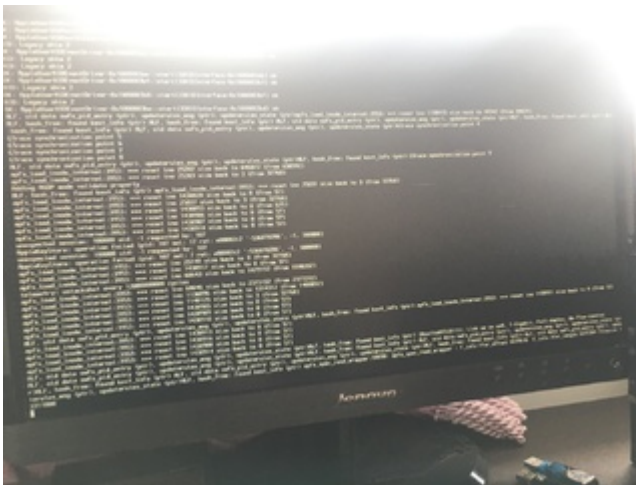
I downloaded your Ozmosis boot file, installed 10.15, and then upgraded to 10.15.3. Now I have two problems. I hope I can get your help. Thank you very much.

My computer

ASUS B85-Pro I5-4690K RX590 DDR3-32GB HP EX900 250GB NvmeSSD (Before installing MacOS, I wrote BIOS to support NvmeSSD)

My problems

Problem 1. Before entering MacOS, it often gets stuck. Use * - V * mode to view the photos as follows.



I can't find the reason. When you can occasionally enter the system, everything is OK, and all devices have been driven, including igpu.

My BIOS settings

intel virtualization Technology - enabled

IGPU - enabled

intel AMT - disabled

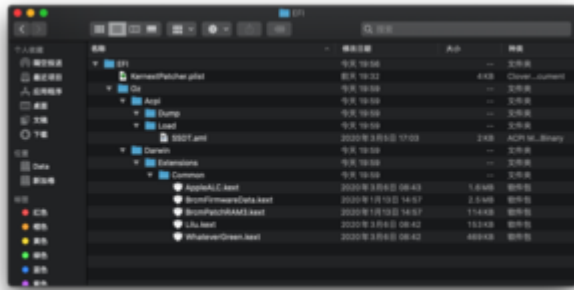
serial port - disabled

deep s4 - enabled

Launch CSM - disabled

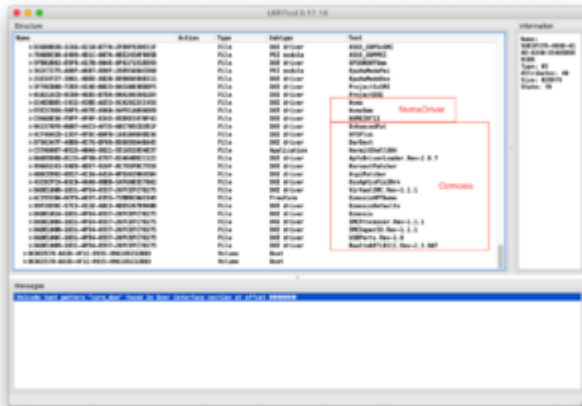
secure boot - other OS

My EFI partition file



I used the kernextpatcher.plist file to remove the USB port limit on the 10.15.3 system.

My bios-rom file



Usbports. Rev-1.0 is the driver of my customized USB port

My system profile

[KernextPatcher+OzmosisDefaults.zip](#)

Problem 2. I put the defaults.plist file in the EFI folder. It doesn't work. Sometimes I can't enter the system.

The above is my system overview. I don't know which settings or files affect the normal startup

of the system. I'm looking forward to your help. Thank you again.

Greetings from China