

Erledigt

Sony Vaio VPCEH

Beitrag von „xXMetal97pcXx“ vom 13. April 2018, 09:31

Hi,

i have an Sony Vaio with:

- i3 2300M 2c/4t
- 4 gb ram ddr3 (but macOS see it with 0mhz of frequency?!?)
- Sony GeForce 410M without Optimus Technology
- Display HD

I have installed Sierra but i had some graphics problem... Then the shutdown/reboot/wake-on not work good.

For this reason now i have OS X 10.10 Yosemite.

Now work all but i need help with HDMI-Speackers (HDMI-AUDIO in italian) and help to fix butterfly status (info of battery) and percentage. When the Display goes in sleep it wake-on alone. Why? 😞

I will post my [CLOVER.zip](#) from clover.

I used a Vanilla installation through Clover Bootloader. I have a SSDT for cpu and also a DSDT that was patched by InsanelyMAC-team.

Thanks everyone 😊
(you need also the IOREG?)

Beitrag von „Mocca55“ vom 13. April 2018, 09:49

Hello and Welcome to the Forum.

I have an Sony Vaio VPCEB1M1E with an i3 330 m and a ATI HD5650. It works great wie High Sierra 10.13.4. See here [Mein Hackbook Sony Vaio i3 \(VPCEB1M1E\)](#)
Im not at Home but i can take a look at your EFI when back at home.

Greetings Mocca55

Btw My English is bad i hope you can understand me...

Beitrag von „xXMetal97pcXx“ vom 13. April 2018, 10:01

Yes i understand you, but also my english is very bad. Not Problem 😊

The problem is that my cpu and gpu are different than your laptop.

I look forward to hearing from you 😊

Thanks very much

Beitrag von „Mocca55“ vom 13. April 2018, 16:43

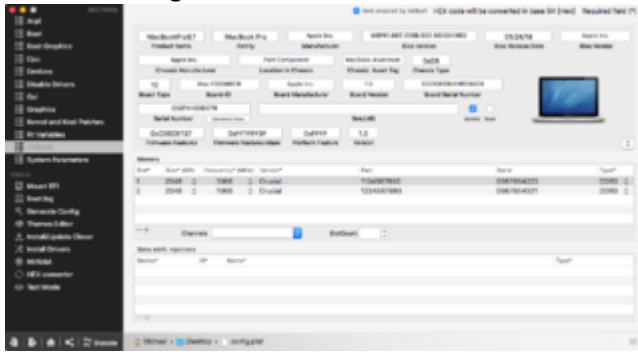
Hello,

i had a little time so i have an new Config.plist for you. With a change in the Grafikoptions. Please Backup the old and test the new Config.plist from me.

Edit

The RAM in my Sony Vaio was not be correctly recognized. I make a entry in this Option in

Clover Configurator.



Greetings Mocca55

Beitrag von „xXMetal97pcXx“ vom 14. April 2018, 09:38

i need to simple try with your config?

How you put the file? Before when i put in my message i had only the name with the link to file...

I am a new forum user.

i can't modify the information about ram, i tried in the past..
For the battery problem what can we do?

Beitrag von „Mocca55“ vom 14. April 2018, 10:33

You can Copy the Config.plist from me in your EFI. But Backup your old Config.plist as Config-Backup.plist.

I uploaded the File over the Forum with the more Options and then Attachments.

I can put the ram Information in the Config.plist. For the Battery Problem i can patch the DSDT with a batterypatch for Sony Vaio. Im not at home, i make this when im back at home.

The best was is i Check the Complete EFI Folder. And Uplaod a Complete new EFI for you.

Greetings Mocca55

Beitrag von „xXMetal97pcXx“ vom 14. April 2018, 10:40

Thanks very much to reply me 😊
So...

Now i try with your config.plist file, and tell you if start up my system.

With the new config what change?

It was beautiful if you upload to me a new efi folder with all work 😄

Thanks Michele

[update 1 Saturday 10:44]
With your config start up the system 😄

Beitrag von „Mocca55“ vom 14. April 2018, 10:49

Please Look at About my Mac and Check the Details about Display and your Graphics Vram.

Greetings Mocca55

Beitrag von „xXMetal97pcXx“ vom 14. April 2018, 11:11

info of graphics:

Michele

Beitrag von „Mocca55“ vom 14. April 2018, 11:25

Please Open the Terminal and Type

uname -a

and Post ist here.

Greetings Mocca55

Beitrag von „xXMetal97pcXx“ vom 14. April 2018, 11:29

That you request.

Michele

If i modify with anteprema this a result. o.o

[@Mocca55](#) :

"

```
MBP-di-Michele:~ michelevitiello$ uname -a
```

```
Darwin MBP-di-Michele.[...] 14.5.0 Darwin Kernel Version 14.5.0: Sun Jun 4 21:40:08 PDT 2017;  
root:xnu-2782.70.3~1/RELEASE_X86_64 x86_64
```

```
MBP-di-Michele:~ michelevitiello$
```

"

Beitrag von „Mocca55“ vom 14. April 2018, 12:27

The Graphic Works. The Yosemite is ok.

And the Modify with Preview is a App Problem, i think. Please Check a YouTube Video. So you can See, the Graphic works great.

Next stop is the Battery. I can Look at your EFI and Upload a new EFI today but later. I work in my Garden, the weather here is very nice.

Un saluto Mocca55

Beitrag von „xXMetal97pcXx“ vom 14. April 2018, 12:33

Yes the graphics card work beauty.

It's not a problem, good work 😊
Then in my place the weather is beauty is very hot and is clear

I'm not in a hurry, I know the duration of my battery more or less.

My efi is up with your new config 😊

Thanks you [@Mocca55](#)

-Michele

Beitrag von „xXMetal97pcXx“ vom 17. April 2018, 08:50

[@Mocca55](#) have you got news for me??

Beitrag von „Mocca55“ vom 17. April 2018, 16:31

Sorry i make this today at the Evening.

Greetings Mocca55

Beitrag von „xXMetal97pcXx“ vom 17. April 2018, 17:13

Thanks you, write when you have some news...

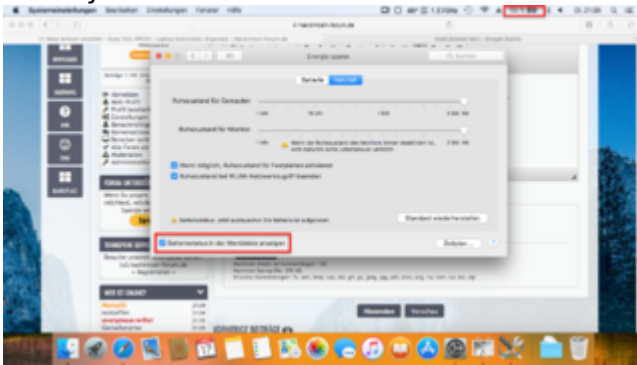
Beitrag von „Mocca55“ vom 17. April 2018, 21:42

Hallo,

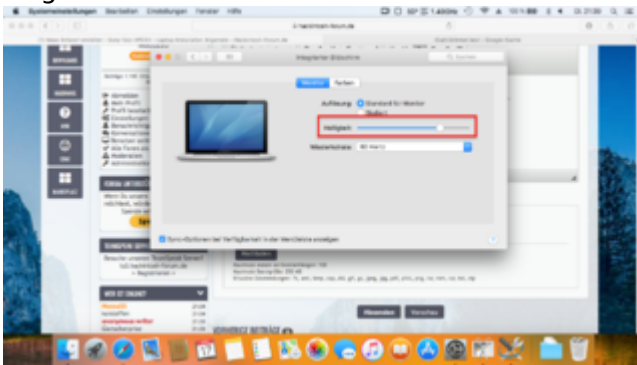
here is the new DSDT.aml please backup your old DSDT.aml as DSDT-old.aml and Test the new from me.

The Batterypatch and the Brightnesspatch is in the new DSDT. Please Test an Report if it works or not.

Battery



Brightness



Greetings Mocca55

Beitrag von „xXMetal97pcXx“ vom 17. April 2018, 22:06

Thanks [@Mocca55](#)!!

Now i try it 😁

NOT WORK

when system shutdown it go in kernel panic.

Beitrag von „Mocca55“ vom 17. April 2018, 23:19

Ok. The Battery patch is not working. I can make another Patch for Battery. Have you Test the Brightness Control under Settings -> Display??

How Looks the Kernel Panic, can you make a Photo ?

Greetings Mocca55

Beitrag von „xXMetal97pcXx“ vom 18. April 2018, 10:56

The display on Yosemite worked yet.

But i don't know why goes on kernel panic

Beitrag von „Mocca55“ vom 19. April 2018, 21:26

Hallo,

can you test a newer Version of ACPIBatteryManager.kext placed in the EFI Kexts Other. And please test the new DSDT.aml from me. I wait for your Report.

I have the DSDT and the Kext in this Post.

Greetings Mocca55

Beitrag von „xXMetal97pcXx“ vom 20. April 2018, 14:52

thanks you now i try...

[@Mocca55](#) nothing change with your new DSDT and the new release of kext 😞

Beitrag von „Mocca55“ vom 23. April 2018, 23:06

Hallo,

would you work with Yosemite or is it an option to update to El Capitan or High Sierra? I have no Yosemite so I don't know if it works with the battery on Yosemite. I have only El Capitan, Sierra and High Sierra on my Hackintosh.

Have you downloaded the DSDT or have you saved your own DSDT via Clover and this where patched for you?

Greetings Mocca55

Beitrag von „xXMetal97pcXx“ vom 30. April 2018, 09:35

yes I am using your dsdt. Now I have the time of battery duration but the percentage is 0%. I can upgrade to High Sierra or Sierra or El Capitan, is not different for me.

Sorry me if I reply only today