

Erledigt

macOS Sierra upgrade macOS High Sierra

Beitrag von „a250995788“ vom 22. April 2018, 02:12

information:

CPU:i3 7100 HD630

Motherboard:B250ET2

macOS Sierra 10.12.6 ,What are the preparations for the upgrade to 10.13.4? Are there any other changes to the Clover and apfs.efi updates?

Beitrag von „al6042“ vom 22. April 2018, 09:56

Before you upgrade, make sure the following components are up-to-date:

- Clover Bootloader
- All the Kexts you hopefully use from /EFI/CLOVER/kexts/Other
- The BIOS-related Values with in the SMBIOS-Section in your config.plist. (save your current Serial Number and Board Serial Number somewhere else, before changing the other values)
- The old KextToPatch-Entry to raise the number of usable USB-Ports should be change to:

Comment Remove 15 port limit completely in 10.13.4

Name com.apple.driver.usb.AppleUSBXHCI

Find 837D940F 0F839704 0000

Replace 837D940F 90909090 9090

Beitrag von „a250995788“ vom 22. April 2018, 14:45

just upgrade Cover bootloader How to choose kext

Beitrag von „al6042“ vom 22. April 2018, 14:47

Kexts always depends on the hardware of your Board, with the exception of FakeSMC.kext, which is needed on every Hackintosh system.

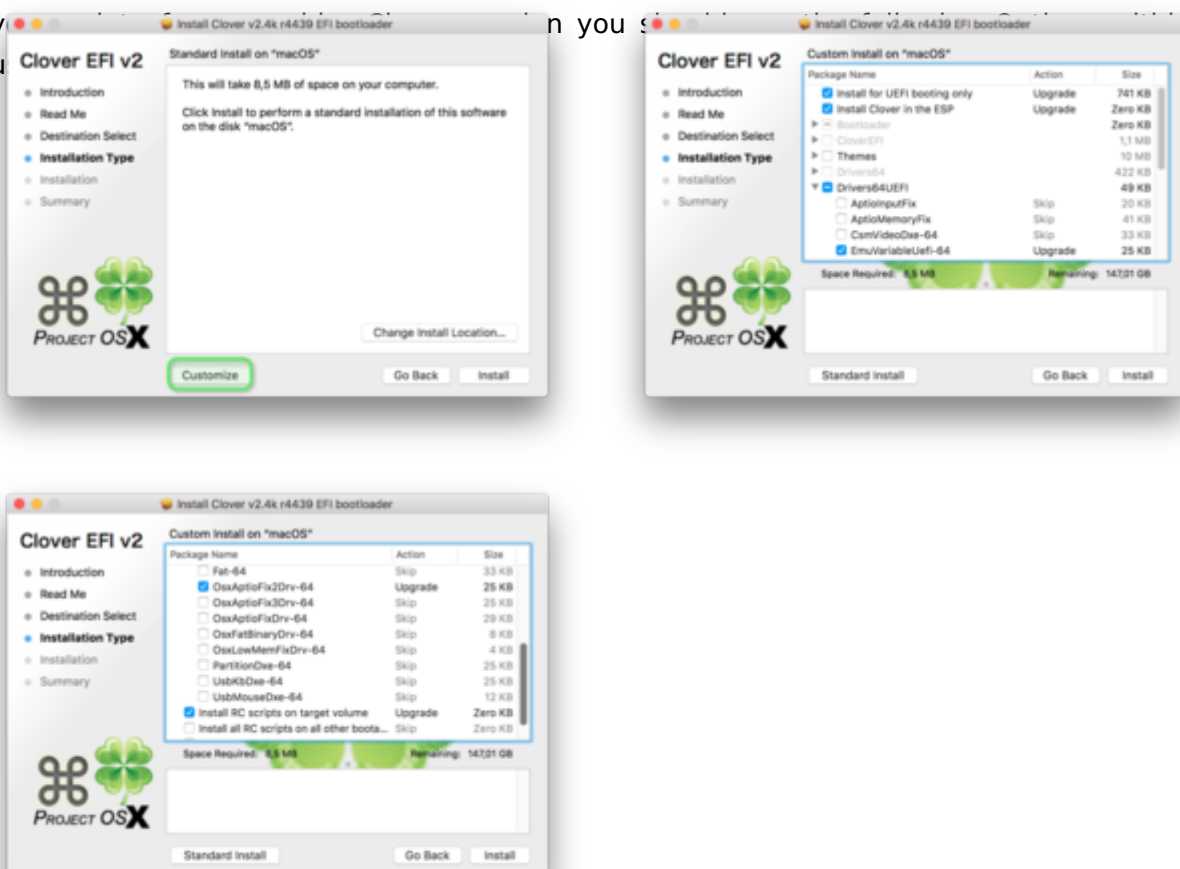
Beitrag von „a250995788“ vom 22. April 2018, 15:49

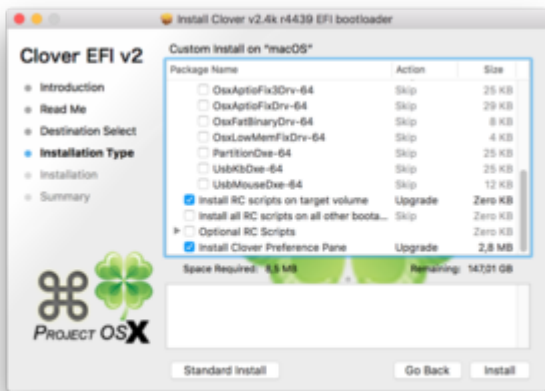
I will send you a more detailed configuration Help me choose how to update the clover BootLoader

Beitrag von „al6042“ vom 22. April 2018, 16:01

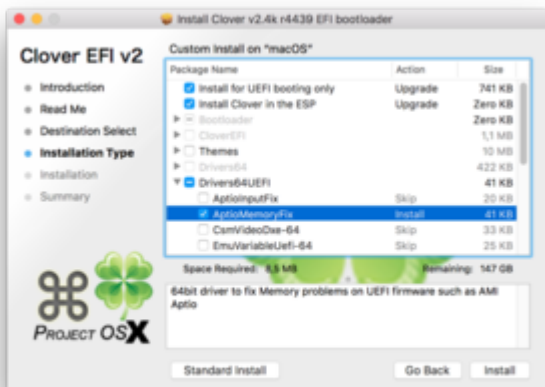
What to choose?

If you are upgrading from an older version of Clover, you should choose "Customize" in the "Installation Type" section.





For new installations I'd prefer to only use "AptioMemoryFix" instead of the combination "OsxAptioFix2Drv-64" and "EmuVariableUefi-64":



Beitrag von „a250995788“ vom 22. April 2018, 16:13

Is it possible to select the same as before the upgrade?

Beitrag von „al6042“ vom 22. April 2018, 16:23

This seems to be messed up.

There is way to much stuff installed...

You can delete the whole /EFI/CLOVER/drivers64 directory, since your system will not use its contents.

Also the directory /EFI/CLOVER/drivers64UEFI has to much files inside.

If you use the config shown in my screenshots above, check the contents in that folder again after the upgrade and post a picture.

Beitrag von „a250995788“ vom 22. April 2018, 16:28

delete the whole /EFI/CLOVER/drivers64 ? Delete this folder? Does not affect the start of 10.12.6.

and /EFI/CLOVER/drivers64UEFI What's not useful to delete? could you give me your opinion?

Beitrag von „al6042“ vom 22. April 2018, 16:30

If you're using Clover on the hidden EFI-Partition and your bOard ist seht to boot from UEFI-based hard drives, this folder is not necessary...

Beitrag von „a250995788“ vom 23. April 2018, 03:08

my board is seht to boot from UEFI-based hard drives

Beitrag von „a250995788“ vom 5. Juni 2018, 13:17

I tried to upgrade 10.13.5, But I have a trouble

Beitrag von „griven“ vom 22. Juni 2018, 22:32

Have you found a solution meanwhile or do you still need help?

Beitrag von „a250995788“ vom 29. Juni 2018, 15:14

yes I'm sure

AppleALC is injected into ID with voice output, but microphone has no input.

Beitrag von „al6042“ vom 29. Juni 2018, 19:24

Which layout ID did you inject?

It should work with the number "1".

Beitrag von „a250995788“ vom 30. Juni 2018, 12:18

inject number 15

Beitrag von „al6042“ vom 30. Juni 2018, 12:39

This response is not helpful....

Dis you try the number1?

What is the result?

Beitrag von „a250995788“ vom 30. Juni 2018, 14:44

I tried the number 1 ,No output and input

Beitrag von „al6042“ vom 30. Juni 2018, 14:49

The AppleALC.kext and the Lilu.kext are available in the /EFI/CLOVER/kexts/Other-Folder?

Both are the newest version?

Please post your config.plist as a file attachment.

This works with "Advanced Reply"->"File attachment"...

Beitrag von „a250995788“ vom 2. Juli 2018, 10:21

of course,I'm sure The AppleALC.kext and the Lilu.kext are the newest version.copied files to /EFI/CLOVER/kexts/Other-Folder .

I'll post attachment after go off wrok

Beitrag von „a250995788“ vom 3. Juli 2018, 16:11

Check it for me Please

Beitrag von „al6042“ vom 3. Juli 2018, 20:28

Try this one, but rename your original to "config-org.plist" before you copy the new file into /EFI/CLOVER...

Beitrag von „a250995788“ vom 4. Juli 2018, 14:02

This configuration is not for me to send you. What changed this place is just Devices Audio injet?

I'm so sorry

Beitrag von „al6042“ vom 4. Juli 2018, 15:33

I don't speak or read your language.

would you please translate your question?

Thanks...