

Device inject Problem macOS Big Sur with OpenCore for Asus H310-Plus Gaming

Beitrag von „xKaoSx“ vom 1. Dezember 2020, 18:29

Hi everyone,

I am Turkish people and live in Turkey. My English very very bad. I am so sorry.

I am read [OpenCore guide](#) and new install.

My system specs in down.

Installing macOS Big Sur with OpenCore 0.6.4.

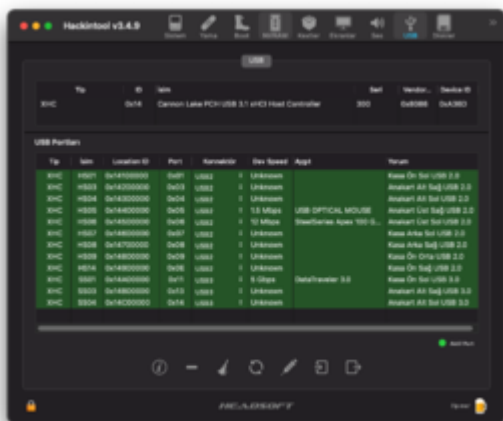
Finish install open Hackintool and dump to DSDT.

Open SSDTTime and create SSDT-AWAC.aml, SSDT-EC.aml, SSDT-PLUG.aml, SSDT-PMC.aml and SSDT-USB-Reset.aml.

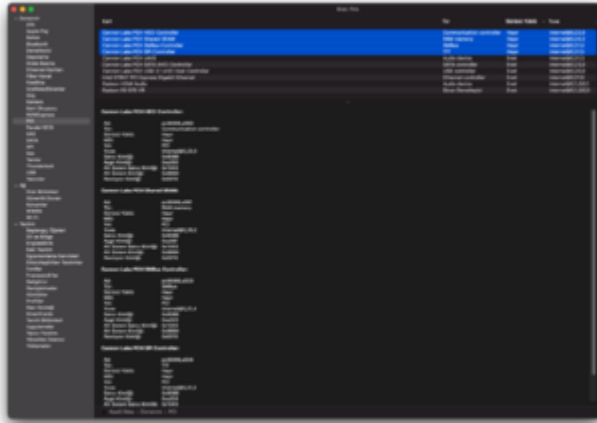
Open my EFI and delete all prebuild SSDT and delete config.plist in ACPI tab.

New create SSDTs add EFI and config.plist.

Open Hackintool and run USP Mapping, create USBPorts.kext and SSDT-EC-USBX.aml. SSTD and kext add my EFI and config.plist.



Open About This Mac section and open System Report.

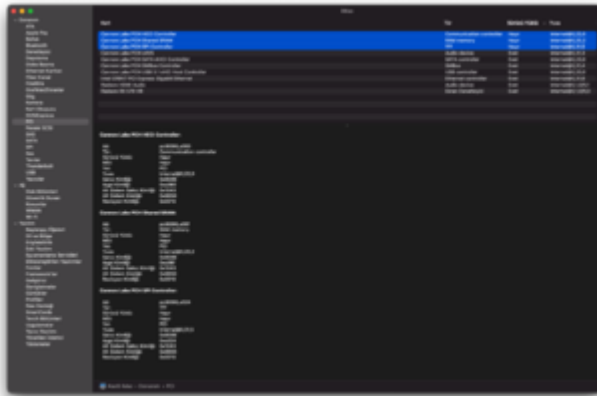


I am see 4 devices is not injected or not have a kext or SSDT.

Open OpenCore Guide and search SMBUS and find this [GUIDE](#)

Create new SSDT for SSDT-SBUS-MCHC.aml (my SMBUS device windows bios name SB.PCI0.SBUS) and add EFI and config.plist.

Successful device is now inject and system report write is now yes.



But system test is sleep problem now. SSDT-SBUS-MCHC.aml disabled for config.plist sleep perfect but enable SSDT-SBUS-MCHC.aml sleep problem only screen sleep, usb and fans not sleep.

Can your help me with 2 ask ?

1- SMBUS inject and sleep

2- Other devices **Cannon Lake PCH HECI Controller**, **Cannon Lake PCH Shared SRAM** and **Cannon Lake PCH SPI Controller** how can I inject.

My PC Specs

MB : Asus H310-Plus Gaming

CPU : i5 9400F

GPU : RX 570 VR

Ram : 16 GB DDR4 (one slot)

My Original DSDT Folder for Hackintool Dump [DSDT.zip](#)

My Current EFI [OC 0.6.4.zip](#)

My IoReg file (ORegistryExplorer 3.0.2) [KaoS iMac.zip](#)

Beitrag von „Isododecan“ vom 4. Dezember 2020, 21:06

Dostum,

I have the same issue with my ASUS ROG Strix Z390-I Gaming. My system run very stable hence I don't worry about it. If you don't like you can just delete dedicated Adds in DeviceProperties.

Beitrag von „xKaoSx“ vom 5. Dezember 2020, 22:29

Thank you answer bro,

I'm delete this properties but SMBUS problem with wake. Can you help me ?

Beitrag von „Isododecan“ vom 18. Dezember 2020, 17:46

Sorry, I don`t use wake option. I don't know how to fix