

Opencore for Intel 11th generation

Beitrag von „Macko“ vom 5. Dezember 2021, 10:12

Hi, There are configurations for Comet Lake processors on the OpenCore site.

I have an Asrock Jupiter H470 PC and I can't find an EFI for an 11th generation processor anywhere.

Do you have a suggestion? Thank you in advance.



Beitrag von „Bob-Schmu“ vom 5. Dezember 2021, 10:35

your igpu is not supported

Beitrag von „5T33Z0“ vom 5. Dezember 2021, 11:11

[Macko](#) The latest version of OpenCore Auxiliary Tools contains config.plist template for building a base EFI Folder for Rocket Lake CPUs. But since your system does not have a discrete GPU it won't work oob.

You could try using a fake device-id for using a different framebuffer, like Comet Lake i9 (EB0609), though which has been reported working.

<https://dortania.github.io/Opencore-Auxiliary-Tools/efi/comet-lake.html#add-2>

More info on Z590 Support in general: <https://dortania.github.io/hac...21/04/24/rocket-lake.html>

Beitrag von „Macko“ vom 14. Dezember 2021, 23:32

Using this EFI, I started the installation, formatted the disk, the installation continued until the first restart. After the restart, the installation stopped and the message "A required firmware update could not be installed" was displayed. Is this a problem for the 11th generation processor?

Can anyone please modify the EFI on my Asrock Jupiter H470 PC?



Thank you again for your help.

Beitrag von „5T33Z0“ vom 14. Dezember 2021, 23:57

Generate SMBIOS Data... basic Hackintosh knowledge...

Read the instruction included in the package contents of the OCAT App:
`/OCAuxiliaryTools.app/Contents/MacOS/Database/BaseConfigs/Instructions.md`

Beitrag von „MPC561“ vom 15. Dezember 2021, 21:22

In Addition update at least to OpenCore 0.7.4 better 0.7.6 and set the quirk under Plattforminfo --> Generic ---> AdviseFeatures to 1 to avoid the message with the firmware update.

Beitrag von „Macko“ vom 21. Dezember 2021, 12:38

So I finally managed to install Monterey on an Asrock Jupiter H470 with an i5 11600 processor.

But the system does not recognize the graphics and gave it only 7 MB, it does not recognize the processor, there is no sound or the Internet.

Can anyone modify EFI and config to those parameters please?

Special thanks MPC561 - use of the new OpenCore 0.7.6



Beitrag von „Hecatomb“ vom 21. Dezember 2021, 12:44

You need to use a gpu. The igpu Not Supportet

Beitrag von „Macko“ vom 21. Dezember 2021, 12:49

[Zitat von Hecatomb](#)

You need to use a gpu. The igpu Not Supportet

Well, if I could do it in OpenCore - but I don't know 🤔

Beitrag von „Aluveitie“ vom 21. Dezember 2021, 13:01

[Macko](#) don't know what you mean, has nothing to do with OpenCore. macOS does not support Intel 11th gen iGPUs, you would need a dedicated supported GPU to run macOS properly.

Beitrag von „Hecatomb“ vom 21. Dezember 2021, 15:33

You can fix the CPU Information in Open Core at (Plattform Info / Data Hub) there you need to set 0 at ProzessorType

Beitrag von „5T33Z0“ vom 22. Dezember 2021, 01:07

[Macko](#) Using a fake frame buffer from either coffe lake or comet lake cpu family has been reported working. So try one of those instead to get the iGPU working. Discrete gpu ist still preferable though.

Beitrag von „Hecatomb“ vom 22. Dezember 2021, 06:46

5T33Z0 echt? Dachte die 11th gehen gar nicht mehr. Gut zu wissen

Beitrag von „Macko“ vom 22. Dezember 2021, 16:31

Thank you all for your answer, but I can't do this alone.

I sat over it for hours, I read a lot of instructions and nothing. I can't use the Internet, sound or graphics.



Never mind, I wish you a Merry Christmas.

Beitrag von „Hecatomb“ vom 22. Dezember 2021, 16:56

install the hackintool and send screenshots from sound information + the device list

And upload your efi

Beitrag von „Macko“ vom 22. Dezember 2021, 19:23

Hecatomb, thank you very much for your help.

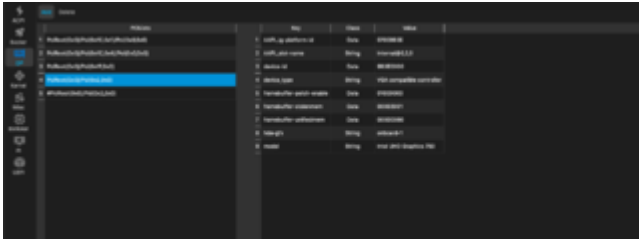
I inserted EFI + screen hackintool, + screen AIDA64 in Windows my Ethernet and WIFI card.

I'll be happy when the internet and sound work. Then I can experiment with graphics ...

Beitrag von „OSX-Einsteiger“ vom 22. Dezember 2021, 20:34

[Macko](#)

Try it out with the EFI, these settings are important for the IGPU

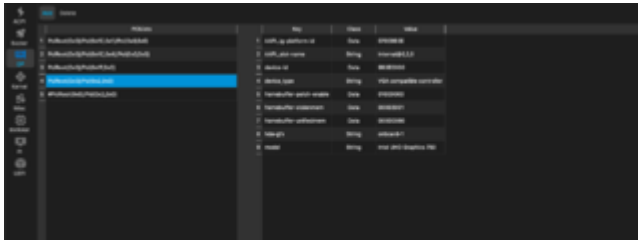


Beitrag von „Macko“ vom 22. Dezember 2021, 20:52

[Zitat von OSX-Einsteiger](#)

[Macko](#)

Try it out with the EFI, these settings are important for the IGPU



Too bad, the system boots, the screen flashes and nothing 🤔

Beitrag von „OSX-Einsteiger“ vom 22. Dezember 2021, 21:01

How is your monitor connected HDMI or display port ?


Beitrag von „Macko“ vom 22. Dezember 2021, 21:08

[Zitat von OSX-Einsteiger](#)

How is your monitor connected HDMI or display port ?

I don't understand the question, the monitor is connected with an HDMI cable with HDMI output to the monitor ...

Beitrag von „OSX-Einsteiger“ vom 22. Dezember 2021, 21:26


Sorry for the bad translation , DeepL was that 

Edit:

[Macko](#)

Beitrag von „Macko“ vom 22. Dezember 2021, 21:52

[Zitat von OSX-Einsteiger](#)

Ospravedlňujem sa za zlý preklad, DeepL bol, že 

Editovať:

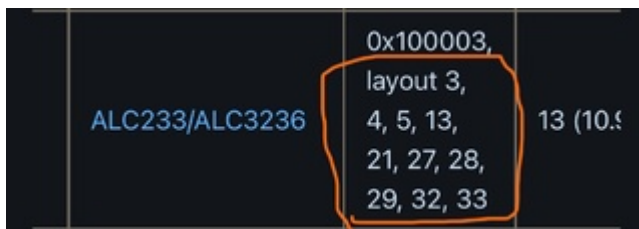
[user='69851'] Macko[/použivatel]

Alles anzeigen

All right, nothing happened, I also write from Slovakia via translator. I exchanged Config.plist aé. I don't know if I need to change the HDMI connection number in pci.root .. Or change the resolution Thank you for your patience, I appreciate it


Beitrag von „Hecatomb“ vom 23. Dezember 2021, 08:46

For the sound you need to test all this layout id's and make a reboot after each try.



Beitrag von „Macko“ vom 26. Dezember 2021, 21:48

Friends, thank you all for your help, but I don't want to worry anymore, I was angry and bought the original Mac.

When I had a PC with a Skylake processor, I had fun with it, but now with the 11th generation it's a hassle. 

Beitrag von „Deejay“ vom 27. Dezember 2021, 11:43

I totally understand you and your decision. For now I am happy with my new Z590M Board, the

i5-11600K and my cheap ass GT710, after a few headaches and some stress I had! But I see myself with a 30"+ iMac with a M1 Pro or Max as my next Desktop, too! 🤔👉

Beitrag von „errut“ vom 27. Dezember 2021, 13:11

I have the same Configuration and it is working , except one problem: sound is neither working with gt710 nor the one onboard. i am using presently Soundblaster Play!3 via usb.

Could you please give my some advice, how i could solve sound problems.

Beitrag von „Hecatomb“ vom 27. Dezember 2021, 14:38

[Deejay](#) damit bist du wohl gemeint, nicht das seine Frage hier untergeht

Kommt alle gut ins neue Jahr !

Beitrag von „Deejay“ vom 7. Januar 2022, 11:51

[Zitat von errut](#)

...except one problem: sound is neither working with gt710 nor the one onboard.

My sound works now (iMac Pro 1,1 setup) thru onboard line out. I had it running thru GT710 and HDMI with Mac Pro setup, but for the better performance, we switched again to the iMac Pro and onboard sound.

ALC897 Sound thru AppleHDADriver, ALC Layout ID 66.